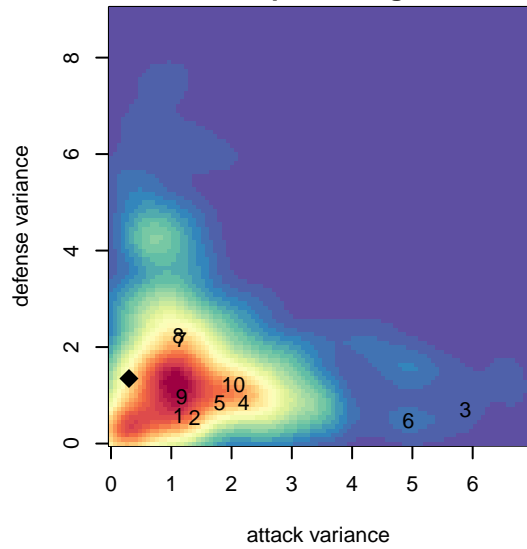
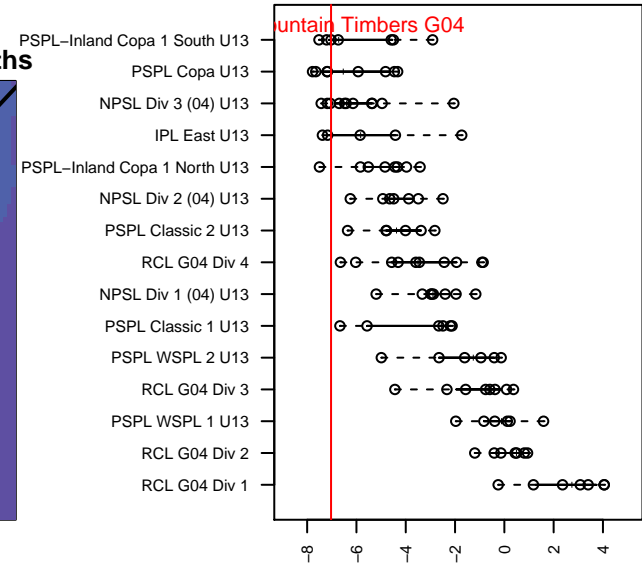
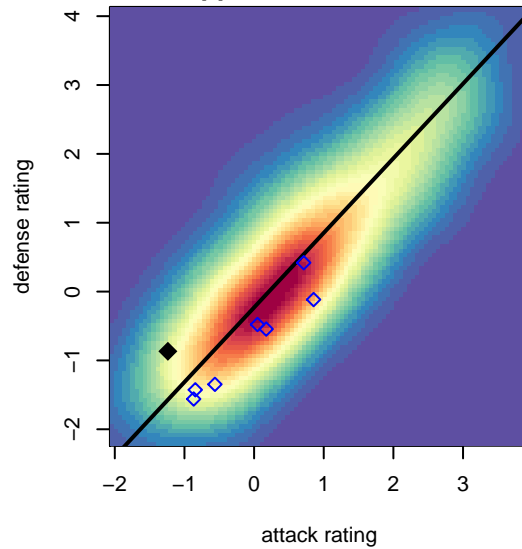


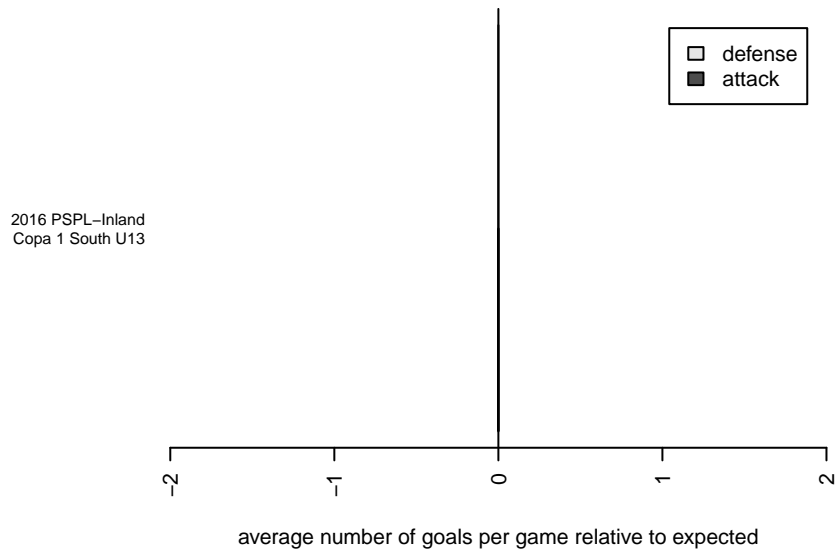
**attack and defense variance (black dot)
relative to other teams
and top 10 in region**



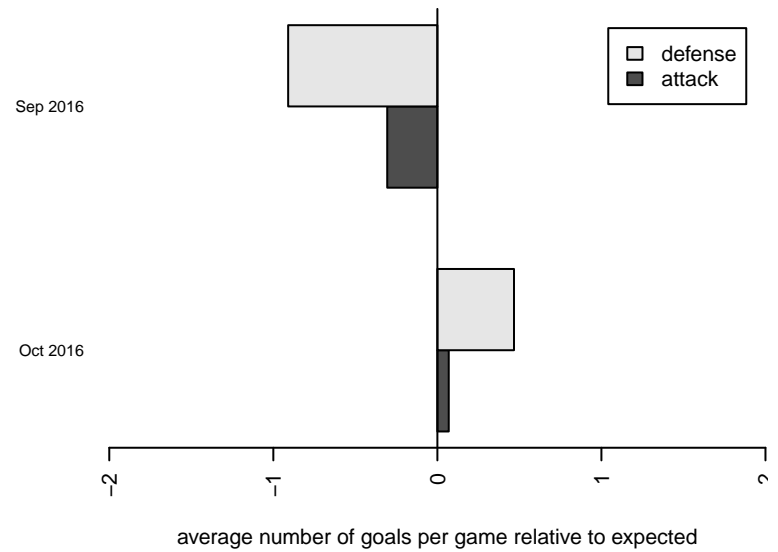
**attack and defense rating
relative to others at age
and all opponents in last 13 months**



Performance relative to 13 month average



Performance relative to 13 month average



| date | home | | away | | venue | pred.home | pred.away |
|-------------|------------------------------------|---|------------------------------------|---|-----------------------------------|------------------|------------------|
| 2016-11-05 | Blue Mountain Timbers G04 | 2 | Walla Walla United SC Strikers G04 | 0 | 2016 PSPL-Inland Copa 1 South U13 | 1.12 | 1.30 |
| 2016-10-29 | Three Rivers SC Green G04 | 1 | Blue Mountain Timbers G04 | 0 | 2016 PSPL-Inland Copa 1 South U13 | 2.55 | 0.49 |
| 2016-10-22 | ASE Royal G04 | 4 | Blue Mountain Timbers G04 | 0 | 2016 PSPL-Inland Copa 1 South U13 | 3.46 | 0.42 |
| 2016-10-15 | Blue Mountain Timbers G04 | 1 | Endeavour Soccer Academy G04 | 5 | 2016 PSPL-Inland Copa 1 South U13 | 0.35 | 5.49 |
| 2016-10-09 | Blue Mountain Timbers G04 | 2 | CWSA Grey G04 | 1 | 2016 PSPL-Inland Copa 1 South U13 | 1.24 | 0.69 |
| 2016-10-01 | CWSA White G04 | 0 | Blue Mountain Timbers G04 | 1 | 2016 PSPL-Inland Copa 1 South U13 | 1.14 | 1.15 |
| 2016-09-24 | Valley Thunder SC G04 | 6 | Blue Mountain Timbers G04 | 0 | 2016 PSPL-Inland Copa 1 South U13 | 5.05 | 0.18 |
| 2016-09-18 | Blue Mountain Timbers G04 | 0 | ASE Royal G04 | 3 | 2016 PSPL-Inland Copa 1 South U13 | 0.42 | 3.46 |
| 2016-09-17 | Walla Walla United SC Strikers G04 | 3 | Blue Mountain Timbers G04 | 1 | 2016 PSPL-Inland Copa 1 South U13 | 1.30 | 1.12 |
| 2016-09-10 | Blue Mountain Timbers G04 | 0 | Three Rivers SC Green G04 | 4 | 2016 PSPL-Inland Copa 1 South U13 | 0.49 | 2.55 |